


Editing Operations

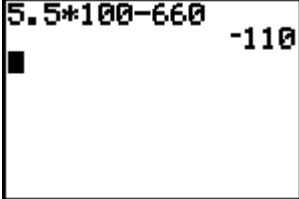
Use the **Entry**, **Delete**, and **Insert** keys to edit entries.

Sometimes it is useful to edit a previously entered line rather than enter a new line. Our goal is to change the 100 into a 125. This can be done in several ways. Only one method will be shown here; feel free to experiment with other methods.

Keystrokes

Screen

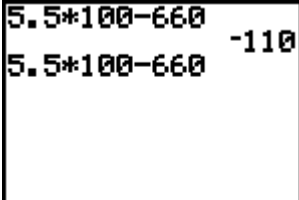
Enter the calculation and press 



5.5*100-660 -110


Recall the most recent calculation you entered.

Press  

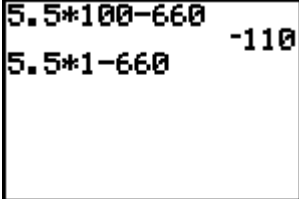


5.5*100-660 -110
5.5*100-660

Note: you can repeat this process several times to effectively “scroll” through previous completed calculations.

Move cursor to the left 5 spaces using the  key and press the delete key twice to remove the 00.

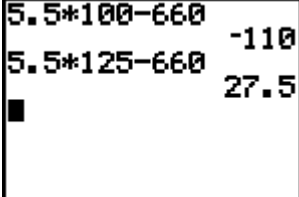
 



5.5*100-660 -110
5.5*1-660

To insert the 25, put the calculator in “insert” mode:

  25 



5.5*100-660 -110
5.5*125-660 27.5

Note: The TI-83 is usually in “write over” mode; you can also type the “25” directly over the “00”.

More questions? Contact the **Metropolitan State University Math Center** at 651-793-1460, 651-793-1463 (Fax) or math.center@metrostate.edu.

Persons with a disability who need reasonable accommodations may call Disability Services at 651-793-1540 or 651-772-7687 (TTY).

Printed on 15-Sep-03